

HOW TO VIEW DEMAND USAGE IN SMARTHUB



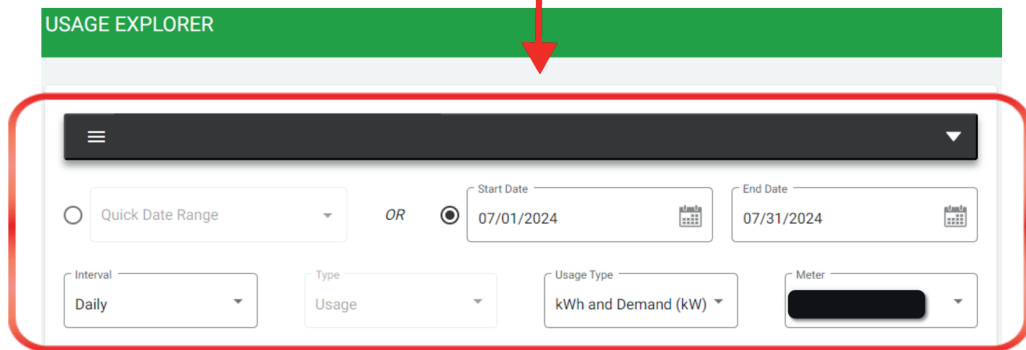
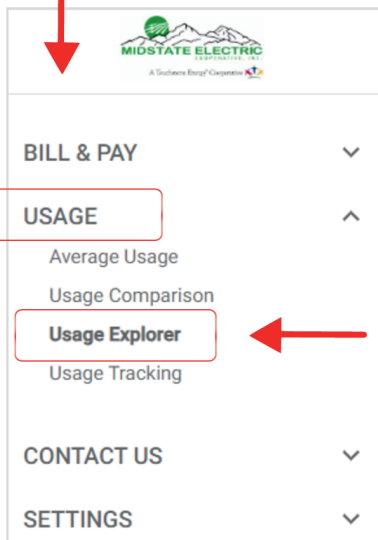
smart hub

Log into SmartHub on your desktop at:

Visit our website, <https://midstateelectric.smarthub.coop>

1 Go to "USAGE" then "Usage Explorer"

2 Select Date Range, set "Interval" to Daily, set "Usage Type" to kWh and Demand (kW) or just Demand (kW), and select Meter.

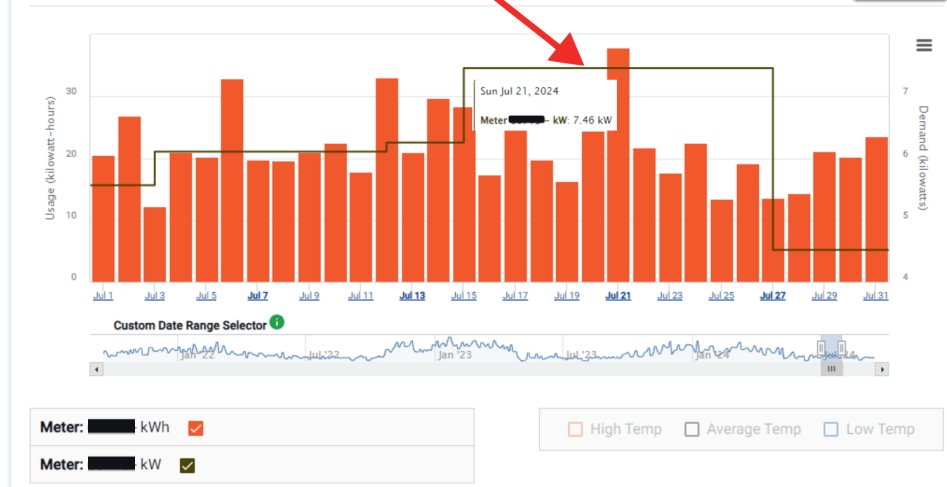


The demand reading is the green outlined bar graph. If you hover over the line, it will give you the kW reading.

There will only be a new reading if the peak demand exceeds the previous peak demand of the month. On this example, there was a peak on July 12, then a new peak on July 15.

**Demand readings for residential meters are only available daily after midnight. Instantaneous readings are not available.*

Hover over green line to see demand (kW)



The total usage may vary from what is on your bill due to the time of day the reading was taken.

Usage	
Meter	██████████
High	37.90
Low	12.16
Average	21.74
Total	674.00

Temperatures	
Average	75 ° F
Average High	93 ° F
Average Low	57 ° F